



energising lives

**BHARAT PETROLEUM CORPORATION LIMITED**  
Balance Sheet As At 31st March, 2007

	SCHEDULE	Rs. Million	31/03/2006 Rs. Million
<b>I. SOURCES OF FUNDS</b>			
<b>1. Shareholders' funds :</b>			
Share Capital	A	3,615.42	3,000.00
Share Capital Suspense Account	AA	-	615.42
Share Application Money Suspense Account		0.02	0.02
		<b>3,615.44</b>	<b>3,615.44</b>
Reserves and Surplus	B	99,119.97	87,778.83
		<b>102,735.41</b>	<b>91,394.27</b>
<b>2. Loan funds :</b>			
Secured Loans	C	25,939.59	30,713.17
Unsecured Loans		82,352.76	53,022.79
		<b>108,292.35</b>	<b>83,735.96</b>
<b>3. Deferred tax liability (net)</b>			
		13,825.94	13,558.41
<b>TOTAL</b>		<b>224,853.70</b>	<b>188,688.64</b>
<b>II. APPLICATION OF FUNDS</b>			
<b>1. Fixed Assets :</b>			
Gross block	D	194,575.77	173,768.44
Less : Depreciation and amortisation		(84,765.33)	(74,594.79)
<b>Net block</b>		<b>109,810.44</b>	<b>99,173.65</b>
Capital work-in-progress	E	8,523.43	11,681.08
		<b>118,333.87</b>	<b>110,854.73</b>
<b>2. Investments</b>			
	F	73,854.24	38,774.20
<b>3. Advance for Investments</b>			
	FA	9,094.77	119.48
<b>4. Current assets, loans and advances :</b>			
Inventories	G	86,612.59	90,447.73
Sundry debtors	H	15,187.34	13,158.88
Cash and bank balances	I	8,639.68	4,920.96
Other current assets	J	10,057.82	7,735.90
Loans and advances	K	15,840.19	16,746.43
		<b>136,337.62</b>	<b>133,009.90</b>
<b>Less : Current liabilities and provisions :</b>			
Liabilities	L	102,006.14	88,944.81
Provisions	M	10,760.66	5,124.86
		<b>112,766.80</b>	<b>94,069.67</b>



energising lives

**BHARAT PETROLEUM CORPORATION LIMITED**  
**Balance Sheet As At 31st March, 2007**

	SCHEDULE	Rs. Million	31/03/2006 Rs. Million
<b>Net current assets</b>		<b>23,570.82</b>	<b>38,940.23</b>
<b>TOTAL</b>		<b>224,853.70</b>	<b>188,688.64</b>
Statement of Significant Accounting Policies and Notes forming part of Accounts	X		

For and on behalf of the Board of Directors

Sd/-

**ASHOK SINHA**

Chairman and Managing Director

As per our attached report of even date

For and on behalf of

**V. SANKAR AIYAR & CO.**

Chartered Accountants

Sd/-

**S. K. JOSHI**

Director (Finance)

Sd/-

**N. VISWAKUMAR**

Company Secretary

Sd/-


**S. VENKATRAMAN**

Partner

Membership No. 34319

Place : MUMBAI

Dated : 24th May, 2007



## BHARAT PETROLEUM CORPORATION LIMITED

### Schedule 'A' - Share Capital


	Rs. Million	31/03/2006 Rs. Million
<b>Authorised</b>		
450,000,000 equity shares of Rs.10 each	4,500.00	4,500.00
	<b>4,500.00</b>	<b>4,500.00</b>
<b>Issued, subscribed and paid-up</b>		
361,542,124 (previous year 300,000,000) equity shares of Rs.10 each fully paid-up *	3,615.42	3,000.00
<b>Total</b>	<b>3,615.42</b>	<b>3,000.00</b>

\* Includes :

- i) 22,950,000 equity shares of Rs. 10 each on which Rs. 7.20 per share was paid in cash and were converted into fully paid by capitalisation of Capital Reserve.
- ii) 277,000,000 equity shares of Rs. 10 each allotted as fully paid bonus shares by capitalisation of Capital Reserve and General Reserve.
- iii) 61,542,124 equity shares of Rs. 10 each issued as fully paid-up to the Shareholders of erstwhile Kochi Refineries Limited as per the Scheme of Amalgamation.

### Schedule 'AA' - Share Capital Suspense Account

	Rs. Million	31/03/2006 Rs. Million
61,542,124 equity shares of Rs. 10 each to be issued as fully paid-up to the Shareholders of erstwhile Kochi Refineries Limited as per the Scheme of Amalgamation. (since issued)	-	615.42
<b>Total</b>	<b>-</b>	<b>615.42</b>




**BHARAT PETROLEUM CORPORATION LIMITED**

**Schedule 'C' - Loan Funds**

	Rs. Million	31/03/2006 Rs. Million
<b>Secured Loans</b>		
<b>Bonds</b>		
BPCL Debentures 2008 - Redeemable at par on 1st June 2008 with put and call option on 1st June 2006 * (Secured by mortgage created on certain immovable properties of the Corporation)	-	4,450.00
<b>Banks</b>		
Working Capital Loans/Cash Credit (Secured in favour of the participating banks ranking pari passu inter-alia by hypothecation of raw materials, finished goods, stock-in-process, book debts, stores, components and spares and all movables both present and future)	17,134.32	17,573.53
Collateralised Borrowing and Lending Obligation (CBLO) through Clearing Corporation of India Limited [Secured by Oil Marketing Companies GOI Special Bonds of Rs. 17,453.90 million (previous year Rs. 14,440.60 million)]	8,660.00	8,650.00
Interest accrued and due	145.27	39.64
	<b>25,939.59</b>	<b>30,713.17</b>
<b>Unsecured Loans</b>		
Syndicated Loans from various banks (repayable in foreign currency) [Due for repayment within one year Rs. Nil (previous year Rs. Nil)]	13,148.81	4,539.44
Public deposits [Due for repayment within one year Rs. 313.98 million (previous year Rs. 351.63 million)]	626.11	970.34
<b>Short Term (From Banks)</b>		
Rupee Loans	36,440.00	22,740.00
Foreign Currency Loans	24,456.44	18,242.61
<b>OIDB</b>	7,681.40	6,530.40
[Due for repayment within one year Rs. 1,149.00 million (previous year Rs. 1,149.00 million)]		
	<b>82,352.76</b>	<b>53,022.79</b>
<b>Total</b>	<b>108,292.35</b>	<b>83,735.96</b>


\* Call option exercised on 1st June 2006.



**BHARAT PETROLEUM CORPORATION LIMITED**

**Schedule 'E' - Capital Work-in-Progress**

		Rs. Million	31/03/2006 Rs. Million
<b>Capital work-in-progress (at Cost)</b>			
Work-in-progress		<b>6,158.40</b>	7,837.80
Capital Advances (Unsecured, Considered good )		<b>527.89</b>	290.96
Capital stores including lying with contractors		<b>1,398.79</b>	2,295.61
Capital goods in transit		<b>56.52</b>	864.49
Intangible assets pending amortisation (refer note 20 of Schedule 'X'-B)		<b>1.67</b>	43.23
<b>Construction period expenses</b>			
	31/3/2006		
Opening balance	<b>348.99</b>	777.99	
Add: Transferred on Amalgamation	-	118.06	
	<b>348.99</b>	896.05	
<b>Add : Expenditure during the year</b>			
Establishment charges	<b>94.42</b>	137.96	
Interest	<b>171.10</b>	142.85	
Depreciation	<b>2.03</b>	3.35	
Others	<b>186.68</b>	102.04	
	<b>803.22</b>	1,282.25	
Less : Allocated to assets during the year	<b>(423.06)</b>	(933.26)	
Balance pending allocation at the end of the year		<b>380.16</b>	348.99
<b>Total</b>		<b>8,523.43</b>	11,681.08



**BHARAT PETROLEUM CORPORATION LIMITED**

**SCHEDULE 'F' - Investments**

	No.	Face Value Rs. Million	Book Value	
			Rs. Million	31/03/2006 Rs. Million
<b>CURRENT</b>				
<b>IN GOVERNMENT SECURITIES</b>				
<b>NON TRADE - QUOTED</b>				
1.	6.96% Oil Marketing Companies GOI Special Bonds 2009	370.00	370.00	370.00
2.	7.00% Oil Marketing Companies GOI Special Bonds 2012	13,083.90	13,083.90	13,083.90
3.	7.47% Oil Marketing Companies GOI Special Bonds 2012	4,000.00	4,000.00	4,000.00
4.	7.61% Oil Marketing Companies GOI Special Bonds 2015	8.10	8.10	3,008.10
5.	7.07% Oil Marketing Companies GOI Special Bonds 2009	-	-	4,000.00
6.	7.44% Oil Marketing Companies GOI Special Bonds 2012	-	-	4,000.00
7.	7.59% Oil Marketing Companies GOI Special Bonds 2015	23.10	23.10	2,623.10
8.	8.13% Oil Marketing Companies GOI Special Bonds 2021	8,733.00	8,733.00	-
9.	7.75% Oil Marketing Companies GOI Special Bonds 2021	11,350.00	11,350.00	-
10.	8.01% Oil Marketing Companies GOI Special Bonds 2023	9,410.00	9,410.00	-
11.	8.20% Oil Marketing Companies GOI Special Bonds 2024	10,400.30	10,400.30	-
12.	8.40% Oil Marketing Companies GOI Special Bonds 2026	9,968.70	9,968.70	-
			<b>67,347.10</b>	31,085.10
Less : Provision for diminution in value of investment				
	in 6.96% Oil Marketing Companies GOI Special Bonds 2009		(8.82)	(2.37)
	in 7.00% Oil Marketing Companies GOI Special Bonds 2012		(510.52)	(257.75)
	in 7.47% Oil Marketing Companies GOI Special Bonds 2012		(62.28)	-
	in 7.61% Oil Marketing Companies GOI Special Bonds 2015		(0.39)	-
	in 7.59% Oil Marketing Companies GOI Special Bonds 2015		(1.14)	-
	in 8.13% Oil Marketing Companies GOI Special Bonds 2021		(131.00)	-
	in 7.75% Oil Marketing Companies GOI Special Bonds 2021		(392.19)	-
	in 8.01% Oil Marketing Companies GOI Special Bonds 2023		(142.92)	-
			<b>(1,249.26)</b>	(260.12)
			<b>66,097.84</b>	30,824.98
<b>LONG TERM</b>				
<b>IN GOVERNMENT SECURITIES</b>				
<b>NON TRADE - QUOTED</b>				
1.	Deposited with Local Authorities			
	7 % Loan 2009	0.21	0.17	0.17
	7 1/2 % Loan 2010	0.19	0.19	0.19
	8 % Loan 2011	0.03	0.02	0.02
			<b>0.38</b>	0.38

**SCHEDULE 'F' - Investments (Contd.)**


	No.	Face Value Rs. Million	Book Value	
			Rs. Million	31/03/2006 Rs. Million
<b>IN SHARES, DEBENTURES AND BONDS</b>				
<b>TRADE - QUOTED</b>				
1.	Equity Shares of Rs.10 each (fully paid up) of Petronet LNG Limited @	93,750,000 (93,750,000)	937.50	987.50
2.	Equity Shares of Rs.10 each (fully paid up) of Indraprastha Gas Limited	31,500,080 (31,500,080)	315.00	315.00
<b>TRADE - UNQUOTED</b>				



energising lives

1. Equity Shares of Rs. 2.50 each (fully paid up) of Bharat Shell Limited	98,000,000 (98,000,000)	245.00	245.00	245.00
2. Equity Shares of Rs.10 each (fully paid up) of Bharat Oman Refineries Limited	75,500,000 (75,500,000)	755.00	755.00	755.00
3. Equity Shares of Rs.10 each (fully paid up) of Petronet India Limited	16,000,000 (16,000,000)	160.00	160.00	160.00
4. Equity Shares of Rs.10 each (fully paid up) of Cochin International Airport Limited	10,500,000 (5,250,000)	105.00	105.00	52.50
5. Equity Shares of Rs.10 each (fully paid up) of Petronet CCK Limited	49,000,000 (49,000,000)	490.00	490.00	490.00
6. Equity Shares of Rs.10 each (fully paid up) of Petronet CI Limited	1,584,000 (451,000)	15.84	15.84	4.51
7. Equity Shares of Rs.10 each (fully paid up) of VI e Trans Private Limited	100,000 (100,000)	1.00	1.00	1.00
8. Equity Shares of Rs.10 each (fully paid up) of Petroleum Infrastructure Limited	7,500,000 (7,500,000)	75.00	75.00	75.00
9. Equity Shares of Rs.10 each (fully paid up) of Central UP Gas Limited	1,347,500 (-)	134.75	134.75	-
10. Equity Shares of Premier Oil Cachar B.V. Face value of Euro 453.78 each (fully paid up)	40 (-)	1.04	1.04	-
11. Equity Shares of Rs.10 each (fully paid up) of Sabarmati Gas Limited	12,500 (-)	0.13	0.13	-
12. Equity Shares of Rs.10 each (fully paid up) of Maharashtra Natural Gas Limited	12,500 (-)	0.13	0.13	-
			<b>3,285.39</b>	3,085.51
Less : Provision for diminution in value of investment in Petroleum Infrastructure Limited			(75.00)	(75.00)
in Petronet CI Limited			(15.84)	(4.51)
in Petronet India Limited			(160.00)	-
in Petronet CCK Limited			(234.95)	-
in VI e Trans Private Limited			(1.00)	-
			<b>(486.79)</b>	(79.51)
			<b>2,798.60</b>	3,006.00

@ 37,500,000 no. of shares has lock in period till 30.04.2007



SCHEDULE 'F' - Investments (Contd.)

	No.	Face Value Rs. Million	Book Value	
			Rs. Million	31/03/2006 Rs. Million
<b>NON TRADE - QUOTED</b>				
1. 6.75% Tax Free US64 Bonds of Rs.10 each	8,874,580 (8,874,580)	88.75	88.75	88.75
			88.75	88.75
<b>NON TRADE - UNQUOTED</b>				
1. Debentures ( Irredeemable - Fully Paid up ) - 5 % debentures of East India Clinic Limited	1 (1)	0.06	0.06	0.06
2 Ordinary Shares ( Fully paid up ) of Sindhu Resettlement Corporation Limited	6 (6)	0.01	0.02	0.02
3. Shares of Kochi Refineries Employees Consumer Co-operative Society Limited (Fully paid up)	500 (500)		*	*
			0.08	0.08
<b>IN SUBSIDIARY COMPANIES</b>				
<b>UNQUOTED</b>				
1. Equity Shares of Rs.10 each (fully paid up) of Numaligarh Refinery Limited	463,188,856 (463,188,856)	4,631.89	4,631.89	4,631.89
2. Equity Shares of Rs.10 each (fully paid up) of Bharat PetroResources Limited	49,940 (-)	0.50	0.50	-
			4,632.39	4,631.89
<b>IN ASSOCIATION OF PERSONS</b>				
<b>NON TRADE - UNQUOTED</b>				
Capital Contribution in Petroleum India International Share in accumulated surplus of Petroleum India International as at 31st March 2006 (31st March 2005)			1.00 235.20	1.00 221.12
			236.20	222.12
<b>Member Companies ##</b>				
Bharat Petroleum Corporation Limited Bongaigaon Refinery & Petrochemicals Limited Engineers India Limited Hindustan Petroleum Corporation Limited IBP Company Limited Indian Oil Corporation Limited Indian Petrochemicals Corporation Limited Chennai Petroleum Corporation Limited Oil and Natural Gas Corporation Limited				
<b>Total</b>			<b>73,854.24</b>	<b>38,774.20</b>


\* Value Rs. 5000

## The total capital of AOP is Rs. 5.00 million of which share of the Corporation consequent to the merger of erstwhile Kochi Refineries Limited with the Corporation is Rs. 1.00 million and other members have equal share.

Aggregate value of Unquoted Securities Rs. 6,364.77 million (Rs. 6,557.59 million).

Aggregate value of Quoted Securities Rs. 67,489.47 million (Rs. 32,216.61 million).

Market value of Quoted Securities Rs. 73,692.97 million (Rs. 40,735.04 million).



## BHARAT PETROLEUM CORPORATION LIMITED

### Schedule 'B' - Reserves and Surplus

	Rs. Million	31/03/2006 Rs. Million
<b>Capital Reserve</b>		
As per last Balance Sheet	161.80	7.72
Add/(Less) : Grant received/(reversed) during the year	(9.24)	31.18
Less : Amortisation of Capital Grant	(1.02)	(0.42)
Add : Transferred on Amalgamation	-	123.32
	<b>151.54</b>	<b>161.80</b>
<b>Debenture Redemption Reserve</b>		
As per last Balance Sheet	4,450.00	2,560.00
Less: Transfer to Profit & Loss Account	(4,450.00)	-
Add : Transfer from Profit & Loss Account	-	1,890.00
	<b>-</b>	<b>4,450.00</b>
<b>General Reserve</b>		
As per last Balance Sheet	56,337.93	52,034.80
Add : Transferred on Amalgamation:		
(i) Balance as at 1st April 2004	-	2,400.08
(ii) Surplus on Amalgamation	-	769.28
	<b>-</b>	<b>3,169.36</b>
(iii) From Profit & Loss Account in 2004-05	-	842.12
	<b>-</b>	<b>4,011.48</b>
Add : Transfer from Profit & Loss Account	42,630.49	291.65
	<b>98,968.42</b>	<b>56,337.93</b>
<b>Surplus as per Profit &amp; Loss Account</b>	<b>0.01</b>	<b>26,829.10</b>
<b>Total</b>	<b>99,119.97</b>	<b>87,778.83</b>

**BHARAT PETROLEUM CORPORATION LIMITED**

**Schedule 'D' - Fixed Assets**

PARTICULARS	GROSS BLOCK					DEPRECIATION AND AMORTISATION					NET BLOCK		Rs. Million
	AS AT 01-04-2006 (2)	ASSETS TRANSFERRED ON AMALGAMATION (3)	ADDITIONS (4)	DEDUCTIONS ON ACCOUNT OF RETIREMENT / RECLASSIFI- CATIONS (5)	AS AT 31-03-2007 (6)	UPTO 31-03-2006 (7)	DEPRECIATION TRANSFERRED ON AMALGAMATION (8)	THIS YEAR (9)	DEDUCTIONS ON ACCOUNT OF RETIREMENT / RECLASSIFI- CATIONS (10)	UPTO 31-03-2007 (11)	AS AT 31-03-2007 (12)	AS AT 31-03-2006 (13)	
1. LAND													
(a) Freehold	3,436.94	-	216.34	35.90	3,617.38	-	-	-	-	-	3,617.38	3,436.94	
(b) Leasehold	836.79	-	11.16	(0.24)	848.19	116.46	-	17.16	0.26	133.36	714.83	720.33	
2. BUILDINGS	28,722.58	-	3,508.51	148.19	32,082.90	3,166.50	-	670.74	29.53	3,807.71	28,275.19	25,556.08	
3. RAILWAY SIDINGS	2,035.26	-	126.98	0.43	2,161.81	802.07	-	103.38	0.28	905.17	1,256.64	1,233.19	
4. PLANT and MACHINERY	58,529.03	-	4,438.16	209.03	62,758.16	19,852.24	-	3,201.49	(194.65)	23,248.38	39,509.78	38,676.79	
5. TANKS and PIPELINES	26,089.11	-	6,962.00	29.31	33,021.80	11,321.87	-	2,942.20	10.41	14,253.66	18,768.14	14,767.24	
6. FURNITURE and FITTINGS	1,100.56	-	171.10	(28.13)	1,299.79	468.79	-	107.96	9.67	567.08	732.71	631.77	
7. VEHICLES	1,103.76	-	59.16	(4.33)	1,167.25	576.50	-	101.76	13.61	664.65	502.60	527.26	
8. OTHER ASSETS													
(a) Dispensing Pumps	8,795.76	-	2,133.59	11.93	10,917.42	1,878.35	-	443.58	14.78	2,307.15	8,610.27	6,917.41	
(b) LPG Cylinders and Allied Equipment	30,882.69	-	1,802.92	59.75	32,625.86	30,882.69	-	1,802.92	59.75	32,625.86	-	-	
(c) Sundries	11,824.51	-	1,807.04	226.60	13,404.95	5,392.50	-	1,138.26	494.75	6,036.01	7,368.94	6,432.01	
9. INTANGIBLE ASSETS (refer note 20 of Schedule 'X' B)	411.45	-	258.81	-	670.26	136.82	-	79.48	-	216.30	453.96	274.63	
<b>TOTAL</b>	<b>173,768.44</b>	<b>-</b>	<b>21,495.77</b>	<b>688.44</b>	<b>194,575.77</b>	<b>74,594.79</b>	<b>-</b>	<b>10,608.93</b>	<b>438.39</b>	<b>84,765.33</b>	<b>109,810.44</b>	<b>99,173.65</b>	
PREVIOUS YEAR	126,688.37	24,324.48	23,428.03	672.44	173,768.44	56,687.16	10,701.84	7,710.38	504.59	74,594.79	99,173.65	70,001.21	



**BHARAT PETROLEUM CORPORATION LIMITED**

**SCHEDULE 'FA' - Advance for Investments**

	Rs. Million	31/03/2006 Rs. Million
<b>1. SHARE APPLICATION MONEY/ADVANCE TOWARDS EQUITY PENDING ALLOTMENT</b>		
Central UP Gas Limited	0.25	112.25
Maharashtra Natural Gas Limited	50.00	7.23
Bharat PetroResources Limited	24.52	
Sabarmati Gas Limited	20.00	
Petronet CI Limited	-	11.33
	<b>94.77</b>	<b>130.81</b>
Less : Provision towards share application pending allotment	-	11.33
	-	<b>11.33</b>
	<b>94.77</b>	<b>119.48</b>
<b>2. DEBENTURE APPLICATION MONEY PENDING ALLOTMENT</b>		
Bharat Oman Refineries Limited	9,000.00	-
<b>Total</b>	<b>9,094.77</b>	<b>119.48</b>




**BHARAT PETROLEUM CORPORATION LIMITED**

**Schedule 'G' - Inventories**

(As taken, valued and certified by the Management) @

	Rs. Million	31/03/2006 Rs. Million
Stores and spares [including in transit Rs. 12.95 million (previous year Rs. 89.62 million)]	1,149.10	1,475.36
Raw materials [including in transit Rs. 4,236.61 million (previous year Rs. 5,712.44 million)]	14,574.71	20,116.55
Stock in process	4,790.01	4,634.23
Finished products [including in transit Rs. 0.10 million (previous year Rs. Nil)]	66,061.92	64,163.25
Packages	36.85	58.34
<b>Total</b>	<b>86,612.59</b>	<b>90,447.73</b>

@ Inventory valuation is as per Significant Accounting Policy no. 8



**BHARAT PETROLEUM CORPORATION LIMITED**

**Schedule 'H' - Sundry Debtors**

(Unsecured, Considered good unless otherwise stated)

	Rs. Million	31/03/2006 Rs. Million
<b>Debts outstanding for over six months :</b>		
Considered good *	2,494.84	1,017.72
Considered doubtful	1,834.15	1,688.32
	<b>4,328.99</b>	<b>2,706.04</b>
<b>Other debts</b>	<b>12,692.50</b>	12,141.16
	<b>17,021.49</b>	<b>14,847.20</b>
Less : Provision for doubtful debts	(1,834.15)	(1,688.32)
<b>Total</b>	<b>15,187.34</b>	<b>13,158.88</b>

\* Includes Rs. 48.77 million (previous year Rs. 7.10 million) which are secured.



**BHARAT PETROLEUM CORPORATION LIMITED**

**Schedule 'I' - Cash and Bank Balances**

	Rs. Million	31/03/2006 Rs. Million
<b>Cash on Hand</b> [Includes drafts and cheques on hand of <b>Rs. 3,890.65 million</b> (previous year Rs. 2,158.67 million)]	<b>4,088.91</b>	2,309.54
<b>With Scheduled banks :</b>		
In current accounts	4,440.38	2,456.28
In deposit accounts*	9.14	9.09
<b>Remittances in transit</b>	<b>101.25</b>	146.05
<b>Total</b>	<b>8,639.68</b>	<b>4,920.96</b>

\* Includes deposit of

(a) **Rs. 0.04 million** (previous year Rs. 0.04 million) in the joint names with contractors towards Sales tax on works contract.

(b) **Rs. 8.01 million** (previous year Rs. 8.01 million) that have been pledged / deposited with local authorities.



**BHARAT PETROLEUM CORPORATION LIMITED**

**Schedule 'J' - Other Current Assets**

	Rs. Million	31/03/2006 Rs. Million
Interest accrued on investments	1,046.93	110.48
Interest accrued on bank deposits	0.53	0.53
Deferred premium (foreign exchange forward contract)	2,419.34	1,033.87
Others [refer note 5(b) of Schedule 'X'-B]	6,591.02	6,591.02
<b>Total</b>	<b>10,057.82</b>	<b>7,735.90</b>



**BHARAT PETROLEUM CORPORATION LIMITED**

**Schedule 'K' - Loans and Advances  
(Unsecured, Considered good unless otherwise stated)**

	Rs. Million	31/03/2006 Rs. Million
<b>Loans (Secured) :</b>		
<b>To companies</b>		
Considered doubtful	1.05	1.05
Less : Provision for doubtful loans	(1.05)	(1.05)
To staff *	6,317.63	6,215.49
<b>Loans:</b>		
<b>To companies</b>		
Considered good	-	31.96
Considered doubtful	62.37	28.08
Less : Provision for doubtful loans	(62.37)	(28.08)
To others	308.63	249.44
<b>Advances:</b>		
Advances recoverable in cash, or in kind or for value to be received	2,781.44	2,623.96
Advances considered doubtful	16.83	15.85
Less : Provision for doubtful advances	(16.83)	(15.85)
	<b>9,407.70</b>	<b>9,120.85</b>
<b>Material given on Loan (Secured)</b>	4.64	4.64
Less : Deposits Received	(4.64)	(4.64)
<b>Dues from Petroleum Planning &amp; Analysis Cell - Government of India</b>	145.89	321.88
<b>Claims :</b>		
Considered good	2,997.81	2,953.31
Considered doubtful	578.11	211.99
Less : Provision for doubtful claims	(578.11)	(211.99)
	<b>2,997.81</b>	<b>2,953.31</b>
Advance Income Tax ( Net of provision for taxation)	1,648.19	3,303.23
MAT Credit Entitlement	-	240.00
<b>Deposits :</b>		
With Customs/Excise/Port Trust etc.	995.65	401.70
Others**	644.95	405.46
	<b>1,640.60</b>	<b>807.16</b>
Considered doubtful	0.19	0.19
Less: Provision for doubtful deposits	(0.19)	(0.19)
	<b>1,640.60</b>	<b>807.16</b>
<b>Total</b>	<b>15,840.19</b>	<b>16,746.43</b>

\* Includes :


Dues from Officers : Rs. 42.07 million (previous year Rs. 34.62 million)

Maximum balances : Rs. 51.15 million (previous year Rs. 40.69 million)

Dues from Directors : Rs. 0.83 million (previous year Rs. 0.41 million)

Maximum balances : Rs. 0.91 million (previous year Rs. 1.25 million)

\*\* Includes Rs. 82.68 million (previous year Rs. 78.98 million) alongwith interest of Rs. 83.96 million (previous year Rs. 81.98 million) deposited as per court order in Land Compensation cases for which appeals are pending.



**BHARAT PETROLEUM CORPORATION LIMITED**

**Schedule 'L' - Liabilities**

		Rs. Million	31/03/2006 Rs. Million
<b>Current Liabilities :</b>	31/03/2006		
<b>Sundry creditors</b>			
Total outstanding dues to Small Scale Industries (SSI's)	222.02	159.43	
Total outstanding dues to creditors other than SSI's	<u>59,365.05</u>	<u>48,635.68</u>	48,795.11
Due to Subsidiaries		1,633.29	2,146.78
Materials taken on loan	0.04	0.05	
Less : Deposits given	<u>(0.04)</u>	<u>(0.05)</u>	-
Deposits from Customers		84.94	68.29
Deposits for Containers		28,744.26	27,199.98
Advance received towards sale of investments		377.13	-
Investors Education & Protection Fund shall be credited by the following amount*			
Unclaimed Dividend		33.05	31.60
Unclaimed Deposits		9.10	13.00
Unclaimed Interest on Deposits		1.67	1.82
Other liabilities		11,349.61	10,245.71
Interest on loans (accrued but not due)		186.02	442.52
<b>Total</b>		<b>102,006.14</b>	<b>88,944.81</b>

\* No amount is due at the end of the year for credit to Investors Education and Protection Fund.



**BHARAT PETROLEUM CORPORATION LIMITED**

**Schedule 'M' - Provisions**

	Rs. Million	31/03/2006 Rs. Million
Provision for Taxation (Net of Tax paid)	2,717.85	967.48
Proposed dividend	3,615.42	903.86
Corporate Dividend Tax on proposed dividend	614.44	126.77
Provision for retirement benefits	3,812.95	3,126.75
<b>Total</b>	<b>10,760.66</b>	<b>5,124.86</b>



energising lives

**BHARAT PETROLEUM CORPORATION LIMITED**  
**Profit and Loss Account for the year ended 31st March, 2007**

	SCHEDULE	Rs. Million	2005-06 Rs. Million
<b>INCOME</b>			
Sale of products & related income	<u>N</u>	1,074,522.70	851,496.22
Less: Excise Duty Paid		(98,920.49)	(81,136.98)
		<b>975,602.21</b>	<b>770,359.24</b>
Miscellaneous income	<u>O</u>	7,332.19	4,653.19
Increase/(Decrease) in Inventory	<u>P</u>	2,054.45	7,543.98
<b>TOTAL</b>		<b>984,988.85</b>	<b>782,556.41</b>
<b>EXPENDITURE</b>			
Purchase of products for resale		463,904.37	389,844.37
Raw materials consumed	<u>Q</u>	422,033.36	323,659.84
Packages consumed		778.17	669.87
Excise Duty on Inventory differential		2,281.46	2,207.07
Other Duties, taxes etc. and other charges applicable to products		7,752.23	12,819.18
Transportation		18,758.02	16,355.48
Consumption of stores, spares and materials	<u>R</u>	736.01	439.82
Power and Fuel	<u>S</u>	666.44	477.15
Employees' remuneration and other benefits	<u>T</u>	10,036.99	8,816.09
Interest	<u>U</u>	4,773.52	2,474.14
Other operating and administration expenses	<u>V</u>	15,347.68	13,207.33
Depreciation and amortisation		9,041.12	7,680.06
<b>TOTAL</b>		<b>956,109.37</b>	<b>778,650.40</b>
<b>Profit</b>		<b>28,879.48</b>	<b>3,906.01</b>
Prior period income/(expenses) net	<u>W</u>	(1,203.04)	165.94
<b>Profit before tax</b>		<b>27,676.44</b>	<b>4,071.95</b>
Provision for Taxation			
- Current Tax		9,168.50	246.40
- Less: MAT Credit		-	(240.00)
- Fringe Benefit Tax		117.30	133.82
- Deferred Tax (Net)		267.53	1,025.34
Excess/(Short) provision for Taxation in earlier years written back/provided for		(68.36)	10.07
<b>Profit after tax</b>		<b>18,054.75</b>	<b>2,916.46</b>
Transfer from / (to) Debenture Redemption Reserve		4,450.00	(1,890.00)
Balance brought forward		26,829.10	6,281.74



energising lives

**BHARAT PETROLEUM CORPORATION LIMITED**  
**Profit and Loss Account for the year ended 31st March, 2007**

Amount Transferred on Amalgamation:		
(a) Balance of Profit & Loss Account as on 1st April 2004	-	14,145.27
(b) Profit After Tax for Financial Year 2004-05	-	8,421.17
(c) Interim Dividend	-	(775.43)
(d) Corporate Dividend Tax	-	(105.71)
(e) Transfer to General Reserve	-	(842.12)
	-	<b>20,843.18</b>
<b>Disposable Profit</b>	<b>49,333.85</b>	<b>28,151.38</b>
<b>Appropriations:</b>		
Interim dividend paid	2,169.25	-
Proposed dividend	3,615.42	903.86
Corporate Dividend Tax on interim and proposed dividend	918.68	126.77
	<b>6,703.35</b>	<b>1,030.63</b>
Transfer to General Reserve	42,630.49	291.65
<b>Balance Carried to Balance Sheet</b>	<b>0.01</b>	<b>26,829.10</b>
<b>Earnings per Share</b>		
- Basic	49.94	8.07
- Diluted	49.94	8.07
Statement of Significant Accounting Policies and Notes forming part of Accounts	X	

For and on behalf of the Board of Directors

As per our attached report of even date

Sd/-

**ASHOK SINHA**

Chairman and Managing Director

For and on behalf of

**V. SANKAR AIYAR & CO.**

Chartered Accountants

Sd/-

**S. K. JOSHI**

Director (Finance)

Sd/-

**N. VISWAKUMAR**

Company Secretary

Sd/-

**S. VENKATRAMAN**

Partner

Membership No. 34319

Place : Mumabi

Dated : 24th May, 2007



**BHARAT PETROLEUM CORPORATION LIMITED**

**Schedule 'N' - Sale of Products**

	Rs. Million	2005-06 Rs. Million
Sales	1,016,750.34	824,691.91
Subsidy on LPG (Domestic) & SKO (PDS)	5,293.36	5,151.67
Receipt of Oil Marketing Companies GOI Special Bonds (refer note 4 of Schedule 'X'-B)	52,479.00	21,631.20
Net Recovery from/(payment to) Pool Account (Petroleum Planning & Analysis Cell - Government of India)	-	21.44
<b>Total</b>	<b>1,074,522.70</b>	<b>851,496.22</b>



**BHARAT PETROLEUM CORPORATION LIMITED**

**Schedule 'O' - Miscellaneous Income**

	Rs. Million	2005-06 Rs. Million
<b>Interest on bank deposits and others *</b>	<b>722.42</b>	333.16
Tax deducted at source - Rs. 56.64 million ( previous year Rs. 13.48 million)		
<b>Income from Investments</b>		
<b>Current</b>		
Interest on Oil Marketing Companies GOI Special Bonds	<b>2,873.04</b>	645.12
Dividend	<b>4.07</b>	-
<b>Long Term</b>		
Interest	<b>16.83</b>	0.55
Dividend		
from subsidiaries	<b>880.06</b>	1,037.86
from others	<b>84.00</b>	80.61
From AOP (Petroleum India International)	<b>36.58</b>	20.58
<b>Write back (net)</b>	<b>6.36</b>	2.05
<b>Profit on sale/write off of fixed assets (net)</b>	<b>-</b>	35.07
<b>Other income #</b>	<b>2,708.83</b>	2,498.19
Tax deducted at source - Rs. 40.97 million ( previous year Rs. 31.03 million)		
<b>Total</b>	<b>7,332.19</b>	4,653.19

\* Includes interest received from Income tax authorities Rs. 280.47 million (previous year Rs. 18.82 million).

# Includes amortisation of capital grants Rs 1.02 million (previous year Rs 0.42 million).



**BHARAT PETROLEUM CORPORATION LIMITED**

**Schedule 'P' - Increase/(Decrease) In Inventory**


		31/03/2006	Rs. Million	2005-06 Rs. Million
<b>Value of closing stock of</b>				
Finished goods	<b>66,061.92</b>	64,163.25		
Stock in process	<b>4,790.01</b>	4,634.23	<b>70,851.93</b>	68,797.48
			<b>70,851.93</b>	<b>68,797.48</b>
<b>Less :</b>				
<b>Value of opening stock of</b>				
Finished goods	<b>64,163.25</b>	52,393.26		
Add: Transferred on Amalgamation	-	5,014.97		
		<b>64,163.25</b>		
Stock in process	<b>4,634.23</b>	1,324.53		
Add: Transferred on Amalgamation	-	2,520.74		
		<b>4,634.23</b>	<b>68,797.48</b>	<b>61,253.50</b>
<b>Total</b>			<b>2,054.45</b>	<b>7,543.98</b>



**BHARAT PETROLEUM CORPORATION LIMITED**

**Schedule 'Q' - Raw Materials Consumed**

	Rs. Million	2005-06 Rs. Million
Opening Stock	20,116.55	8,287.67
Add: Transferred on Amalgamation	-	5,682.22
Add : Purchases	416,491.52	329,806.50
Less: Closing Stock	(14,574.71)	(20,116.55)
<b>Total</b>	<b>422,033.36</b>	<b>323,659.84</b>



**BHARAT PETROLEUM CORPORATION LIMITED**

**Schedule 'R' - Consumption of Stores, Spares and Materials**

	Rs. Million	2005-06 Rs. Million
Stores, spares and materials	1,768.61	1,286.19
Less : Charged to other revenue accounts	(1,032.60)	(846.37)
<b>Total</b>	<b>736.01</b>	<b>439.82</b>



**BHARAT PETROLEUM CORPORATION LIMITED**

**Schedule 'S' - Power and Fuel**

	Rs. Million	2005-06 Rs. Million
Power and Fuel	20,750.72	16,722.85
Less: Consumption of fuel out of own production	(20,084.28)	(16,245.70)
<b>Total</b>	<b>666.44</b>	<b>477.15</b>



**BHARAT PETROLEUM CORPORATION LIMITED**

**Schedule 'T' - Employees' Remuneration and Other Benefits**

	Rs. Million	2005-06 Rs. Million
Salaries and wages*	7,560.96	6,529.27
Contribution to provident fund and other funds	892.51	562.63
Contribution to gratuity fund	135.44	161.45
Welfare expenses	1,448.08	1,562.74
<b>Total</b>	<b>10,036.99</b>	<b>8,816.09</b>


\* includes payment towards VRS compensation **Rs. Nil** (previous year Rs. 2.64 million)



**BHARAT PETROLEUM CORPORATION LIMITED**

**Schedule 'U' - Interest**

	Rs. Million	2005-06 Rs. Million
On Bonds	73.91	442.28
On Fixed Loans	1,265.43	633.70
Others	3,434.18	1,398.16
<b>Total</b>	<b>4,773.52</b>	<b>2,474.14</b>



**BHARAT PETROLEUM CORPORATION LIMITED**

**Schedule 'V' - Other Operating and Administration Expenses**

	Rs. Million	2005-06 Rs. Million
<b>Repairs and maintenance :</b>		
Machinery	2,434.32	2,052.68
Building	202.08	166.32
Others	869.64	847.42
	<b>3,506.04</b>	<b>3,066.42</b>
Insurance	270.76	345.32
Rent	1,461.95	1,123.71
Rates and taxes	373.92	377.36
Charities and donations	15.70	5.66
Remuneration to auditors	2.72	2.76
Utilities	845.19	755.09
Write off :		
Bad debts and Claims	0.47	19.48
Less : Provision made earlier	-	(2.65)
Others	157.39	6.59
Less : Provision made earlier	(51.56)	-
Provision for :		
Doubtful debts and advances	547.22	353.35
Dimunition in value of investments	1,385.09	260.12
Charges paid to other oil companies	571.00	667.45
Travelling and conveyance	935.53	868.52
Telephone, Telex, Cables, Postage etc.	246.13	237.61
Loss on sale/maturity of Investments (net)	421.69	4.70
Loss on sale / write off of fixed assets (net)	9.20	-
Brokerage on Public Deposit	0.16	2.09
Other expenses	4,649.08	5,113.75
<b>Total</b>	<b>15,347.68</b>	<b>13,207.33</b>



**BHARAT PETROLEUM CORPORATION LIMITED**

**Schedule 'W' - Prior Period Income/(Expenses) (Net)**

	Rs. Million	2005-06 Rs. Million
Sale of products	144.54	(65.46)
Miscellaneous Income	(6.58)	65.39
Purchase of product for resale	69.49	106.69
Raw Materials Consumed	65.89	5.67
Duties taxes etc. and other product charges	(5.97)	74.09
Transportation	39.42	(2.30)
Consumption of stores spares and materials	(11.41)	2.85
Rent, Rates & Taxes	(16.93)	0.31
Employees' remuneration and other benefits	-	(3.70)
Other operating and administration expenses	37.85	23.26
Interest	(2.36)	(18.38)
Depreciation	(1,516.98)	(22.48)
<b>Total</b>	<b>(1,203.04)</b>	<b>165.94</b>